





360kW DC Fast Charger



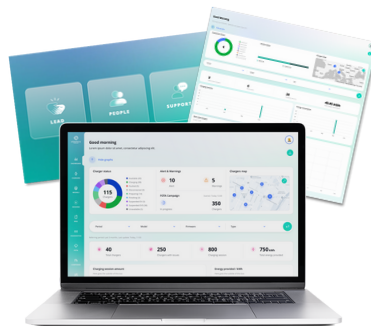
Product Highlights

-  7-inch TFT LCD Screen with User Friendly Interface
-  Indicator LED's (Available, Charging, & Error)
-  Each Cabinet Supports up to 2 Dispensers (4 Guns)
-  Standard 2-Year Parts Only Warranty
- Up to 360kW/ 500A per output with liquid-cooled connector
- User authentication with credit card reader & RFID card (optional)
- Supports load balancing
- ISO15118 (Plug&Charge)
- Compliant with all local/regional regulations (CSA, Energy Star, FCC, & uL)

Recommended Accessories



Cable Management System



Charge Point Management System (CPMS)



5-Year Extended Warranty Available

DIMENSIONS 360kW DC Fast Charger



Installation requires a 36-inch perimeter.

SPECIFICATIONS

360kW Dispenser

		UL
AC Input	Input Voltage	1Φ, 277 Vac (+10%, -15%) (From Cabinet 480 VAC, 3 Phase, (+10%, -15%) (408 ~ 528 VAC))
	Input Current Rating	1Φ, 7.9 A
	Electrical Distribution	1P+N+PE
	Power Grid System	TN/TT
	Frequency	50/60Hz
DC Input	Maximum Input Voltage	950VDC
	Simultaneously Input Mode	0%, 25%, 50%, 75%, 100% of 360kW
	Voltage Accuracy	±2%
	Current Accuracy	±2%
DC Output	Output Voltage Range	CCS1/CCS2:150Vdc ~ 950Vdc CHAdEMO 150Vdc ~ 500Vdc
	Maximum Output Current	** Liquid Cooling CCS1/CCS2 500A@150Vdc ~ 720Vdc when output voltage up to 950Vdc the output current is 380A **Natural Cooling CCS1/CCS2 Combo, ** Single output mode 200A@150Vdc-950Vdc Option: 300A@150Vdc-950Vdc **CHAdEMO 200A@150Vdc ~ 500Vdc
	Maximum Output Power	360kW
	Simultaneously Output Mode	0%, 25%, 50%, 75%, 100% of 360kW
	Voltage Accuracy	±2%
	Current Accuracy	±2%
	Maximum distance between power cabinet and dispenser	30M
Standby Power	< 100W	
Communication	External	Ethernet (RJ 45), Wi-Fi & 4G
	Internal	CAN Bus/RS485
Output Protection	SCP, OCP, OVP, LVP, OTP, IMD	
Internal Protection	OTP, DC contactor detection	
User Interface & Control	Display	7-inch LCD
	User Authentication	RFID:Support ISO 14443A/B, ISO 15693, FeliCa Lite-S (RCS966), OCPP, APP, Mobile Payment

SPECIFICATIONS CONT. 360kW Dispenser

Environmental Conditions	Operation Temperature	-30°C to 50°C
	Storage Temperature	-40°C to 70°C
	Relative Humidity	5%~95% RH, non-condensing
	Altitude	≤ 2000m(6561')
Regulations	Safety	UL2202, UL2231
	EMI/EMC	FCC CFR Title 47 Part 15 Subpart B: 2020 ANSI C63.4: 2014 ICES-003:2020 Issue 7
	Certification(s)	United States: Energy Star, FCC, uL Canada: CSA Mexico: NOM, IFETEL
Mechanical Specifications	Dimensions (WxDxH)	700 x 550 x 1800 mm (27.56"x21.65"x70.87")
	Weight (typ.)	< 300 kg (661.39lb)
	DC Output Interface	CCS1/CCS2, CHAdeMO
	Cooling	Liquid: Liquid cooling Natural: Forced air
	Ingression Protection	NEMA3R
	Anti-vandalism	IK10 (Excluding screen and RFID module)

Need Support?

We are available
Monday through Friday,
8AM – 8PM EST

CALL US
+1 (833) 32-CHARGE

EMAIL US
supportf2m@f2m-esolutions.com



SPECIFICATIONS

360kW Power Cabinet

		UL
AC Input	Input Voltage	480 VAC, 3 Phase (+10%, -15%)
	Input Current Rating	466A@277Vac 549A@235Vac
	Electrical Distribution	3P+ N+ PE (Wye Connection)
	Power Grid System	TN/TT
	Frequency	50/60Hz
	Max. Input Power	391 kW
	Power Factor	> 0.99
	Efficiency	94%, at optimize V/I point
	SCCR	25kA/65kA (optional)
DC Output	Maximum Output Voltage	950VDC
	Simultaneously Output Mode	0%, 25%, 50%, 75%, 100% of 360kW
	Voltage Accuracy	±2%
	Current Accuracy	±2%
Electrical Isolation	Isolation between input and output	
Standby Power	< 100W	
Communication	External	Ethernet (RJ 45), Wi-Fi & 4G
	Internal	CAN Bus/RS485
Input Protection	OVP, OCP, OPP, UVP, SPD	
Output Protection	SCP, OCP, OVP, LVP, OTP, IMD	
Internal Protection	OTP, AC contactor detection, DC contactor detection, Fuse detection	
*AC breaker capacity selection	Current rating of MCCB be over than or equal to 600Amp (360kW)	
User Interface & Control	Display	None
	User Authentication	None
	Backend Support	OCPP 1.6 JSON
Environmental Conditions	Operation Temperature	-30°C to 50°C (-22°F to 122°F), will derating from 50°C (122°F) and above
	Storage Temperature	-40°C to 70°C (-40°F to 158°F)
	Relative Humidity	5%~95% RH, non-condensing
	Altitude	≤ 2000m (6561ft)

SPECIFICATIONS CONT. 360kW Power Cabinet

Regulations	Safety	UL2202, UL2231
	EMI/EMC	FCC CFR Title 47 Part 15 Subpart B: 2020 ANSI C63.4: 2014 ICES-003:2020 Issue 7
	Certification(s)	United States: Energy Star, FCC, uL Canada: CSA Mexico: NOM, IFETEL
Mechanical Specifications	Dimensions (WxDxH)	1400x800x1900 mm (55.12"x31.50"x74.80")
	Weight (typ.)	< 1200 kg (2645.55 lb)
	DC Output Interface	Terminals x 4 sets
	Cooling	Natural: Forced air
	Ingression Protection	NEMA3R
	Anti-vandalism	IK10

Need Support?

We are available
Monday through Friday,
8AM – 8PM EST

CALL US
+1 (833) 32-CHARGE

EMAIL US
supportf2m@f2m-esolutions.com

